



Patient Education and Engagement Guide

A comprehensive guide to drive Galleri® patient awareness in your practice

Welcome

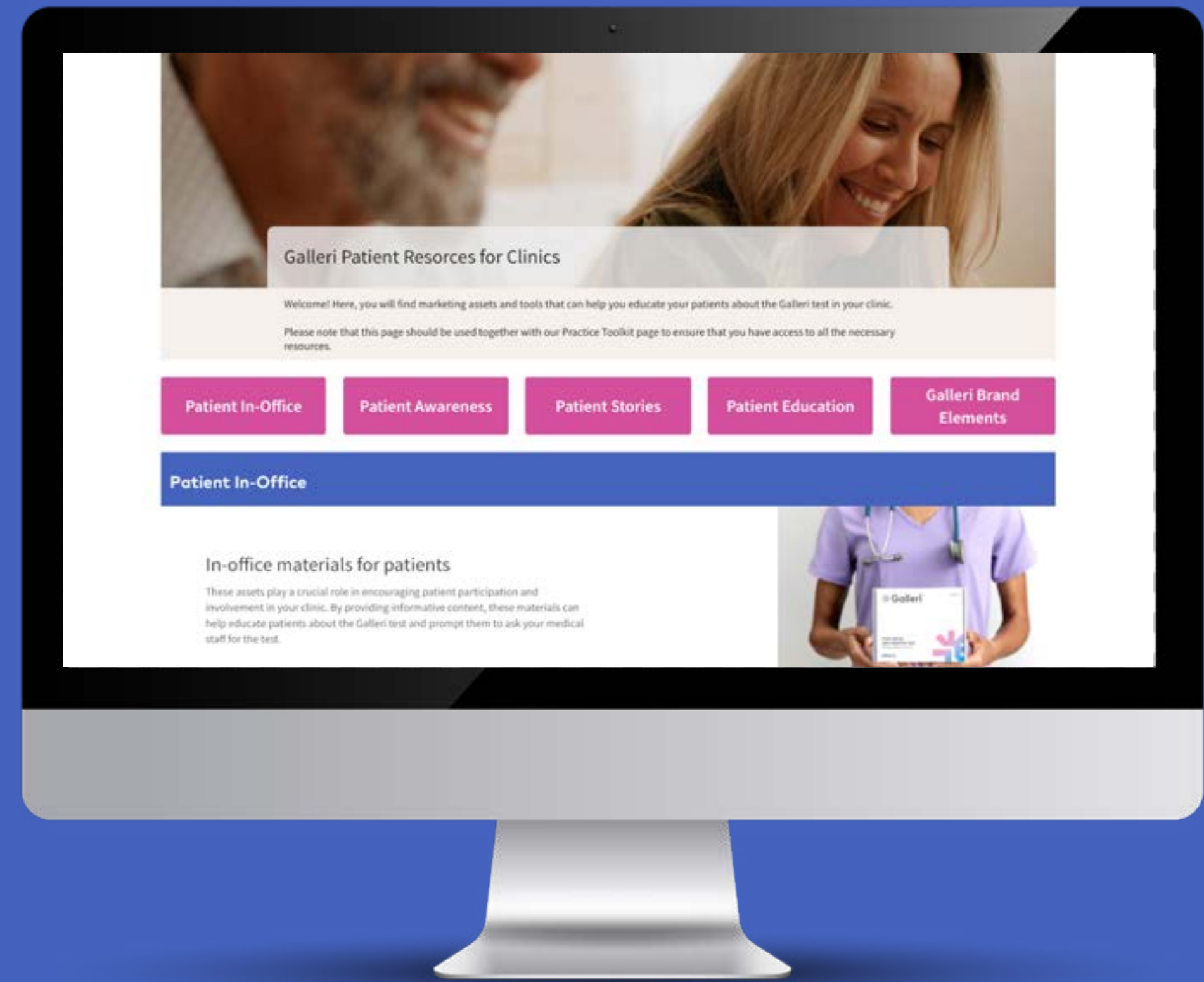
Hello there! This Patient Education and Engagement Guide has a collection of assets and tools that can assist you in educating your patients about the Galleri test in your clinic.

This guide is designed to help you create a foundational awareness and education strategy for your clinic.

With these materials, you can emphasize the importance of multi-cancer early detection (MCED) and why adding Galleri to recommended cancer screenings is important.

Would you like printed copies of these materials?

Please contact your GRAIL Galleri Consultant.



[Access the Patient Education and Engagement Guide online](#)



Pre-visit awareness

- 5 Pre-visit email template
- 6 Content for website, patient newsletter and blog posts
- 7 Email template toolkit
- 8 Postcard
- 9 Patient story videos

Point of care education

- 11 Questionnaire
- 12 Trifold
- 13 In-depth Galleri overview tool
- 14 Posters
- 15 Educational videos:
 - What is Galleri
 - How to take the Galleri test in a clinic
 - How does the Galleri test works
 - QR codes sheet

Understanding your results

- 17 Test Result Report samples
- 18 Educational videos:
 - "Cancer Signal Detected"
 - "No Cancer Signal Detected"
 - QR codes sheet

Annual screening

- 20 Annual screening email template
- 21 Annual screening patient video

22 Social media toolkits

Seasonal social media content

- Q1: January, February, March
- Q2: April, May, June
- Q3: July, August, September
- Q4: October, November, December

Galleri social media content

Patient stories social media content

Pre-visit awareness

Driving awareness outside the clinic

Patient awareness outside of the clinic empowers individuals to make informed decisions about their health.

Take advantage of ready-made content you can tailor to your needs. These materials provide your patients with valuable information and resources to help them take a step forward in requesting the Galleri test.

Materials included in this section

- [Pre-visit email template](#)
- [Content for website, patient newsletter or blog posts](#)
- [Email templates \(Introduction to Galleri and On-site events\)](#)
- [Postcard](#)
- [Patient story videos](#)



Pre-visit email template

Simplify the email creation process every time you need to reach out to patients who are due for an annual checkup.

Use this email template, which offers a menu of helpful options:

- How to introduce the Galleri test
- Adding a multi-cancer early detection test
- Galleri benefits
- Video links
- Calls-to-action
- Closing statements for next steps

HOW TO ACCESS:

See the template by [clicking here](#).

Patient Pre-visit Email Template

Example containing a selection of the messages mentioned above:

A.1.	We look forward to seeing you at your upcoming wellness appointment and are excited to announce that our practice now offers the Galleri multi-cancer early detection test.
B.3	There are over 100 types of cancer, but only 5 have recommended screening tests. ^{N, S} It's time to screen for more by adding Galleri.
C.3.	The Galleri test screens for a signal shared by more than 50 cancer types with a single blood test, most of which lack recommended screening tests. ^{F, N}
D	To learn more before your next visit, watch the videos below or visit Galleri.com/patient . <ul style="list-style-type: none"> • Learn about the Galleri test • What does a No Cancer Signal Detected result mean? • What does a Cancer Signal Detected result mean? • Watch Roger's Galleri story • Watch Cindy's Galleri story
E	The Galleri test is not covered by most health insurance companies. Our practice price is \$[###], and you may be able to use FSA or HSA funds to cover the cost of the test. Additionally, flexible payment options may be available for the Galleri test (not available for client bill offices).
F	Galleri is a screening test and does not diagnose cancer. Diagnostic testing is needed to confirm cancer. The Galleri test does not detect a signal for all cancers, and not all cancers can be detected in the blood. False-positive and false-negative results do occur. Galleri should be used in addition to healthcare provider recommended screenings. The Galleri test is recommended for use in adults with an elevated risk for cancer, such as those aged 50 or older. It is not recommended in individuals who are pregnant, 21 years old or younger, or undergoing active cancer treatment.
G	Let us know at your upcoming visit if you would like to take the Galleri test or have further questions. We look forward to seeing you soon. [Add Practice Name] [Add Practice contact information - phone number & email]
H	References F. Klein EA, Richards D, Cohn A, et al. Clinical validation of a targeted methylation-based multi-cancer early detection test using an independent validation set. <i>Ann Oncol.</i> 2021;32(9):1167-77. DOI: https://doi.org/10.1016/j.annonc.2021.05.806 . N. US Preventive Services Task Force. Recommendations Cancer screening tests, Grade A, B, C. Accessed 7Mar2023. https://www.uspreventiveservicestaskforce.org/uspstf/topic_search_results S. National Cancer Institute. Understanding Cancer/ Types of Cancer. https://www.cancer.gov/about-cancer/understanding/what-is-cancer#types
I	Insert Important Safety Information and Lab / Test Information

Content for website, patient newsletter or blog posts

Use this digital content to educate your patients about the Galleri test through a variety of your communication channels. With this content you can inform your patient audience through your website, newsletter, and/or blog.

Make it your own with customizable digital materials.

HOW TO ACCESS:

Review and download this material by [clicking this link](#).



Email templates toolkits

These email templates are pre-designed content that serve as a foundation for creating email messages. These templates include a structure with subject line, body content, images, calls-to-action, and other elements.

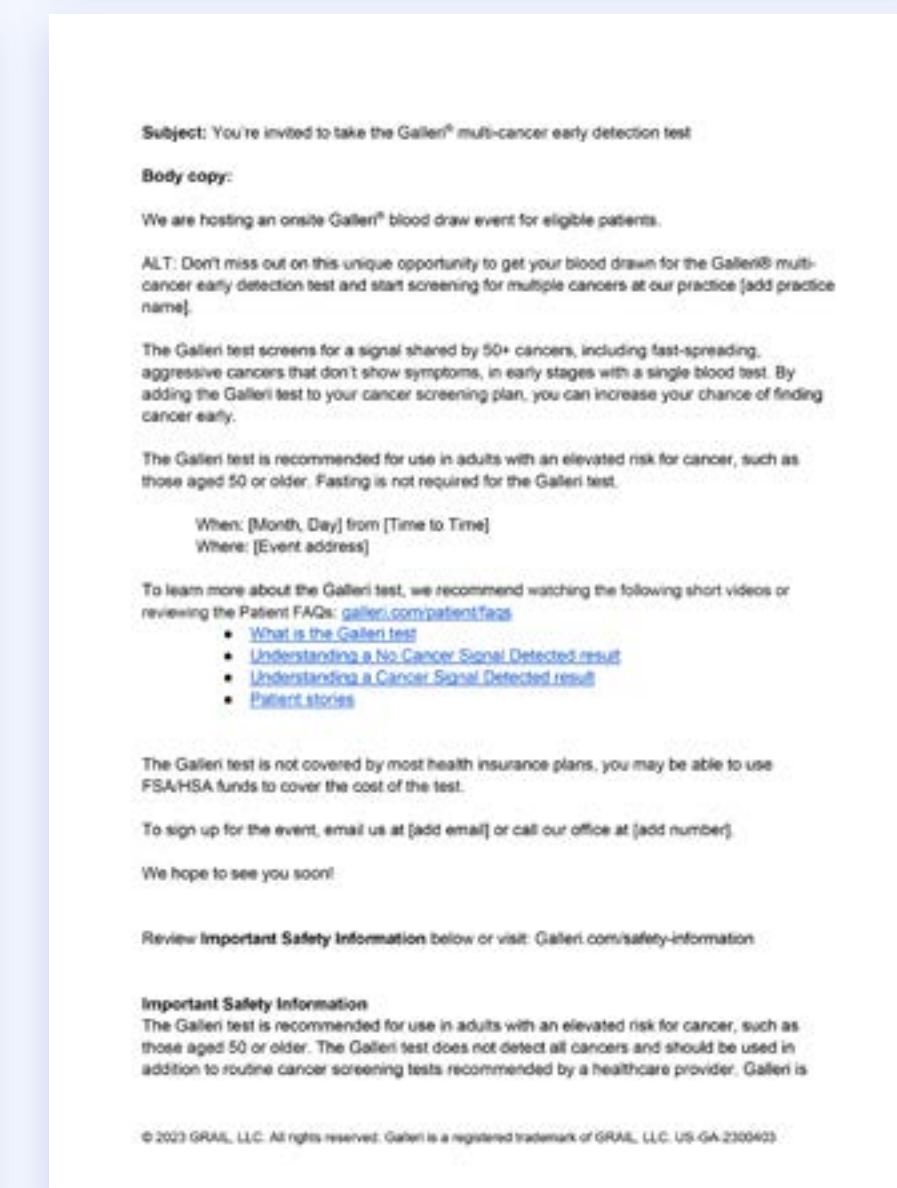
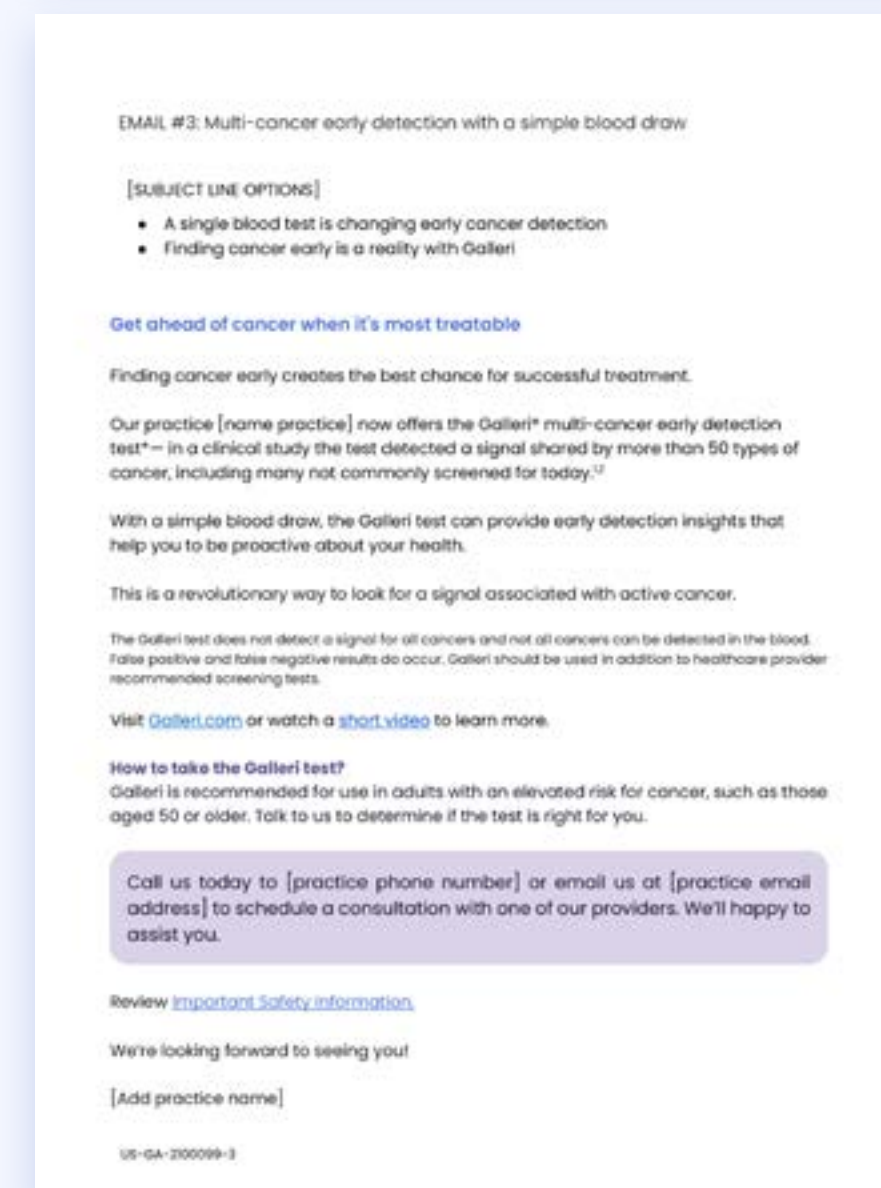
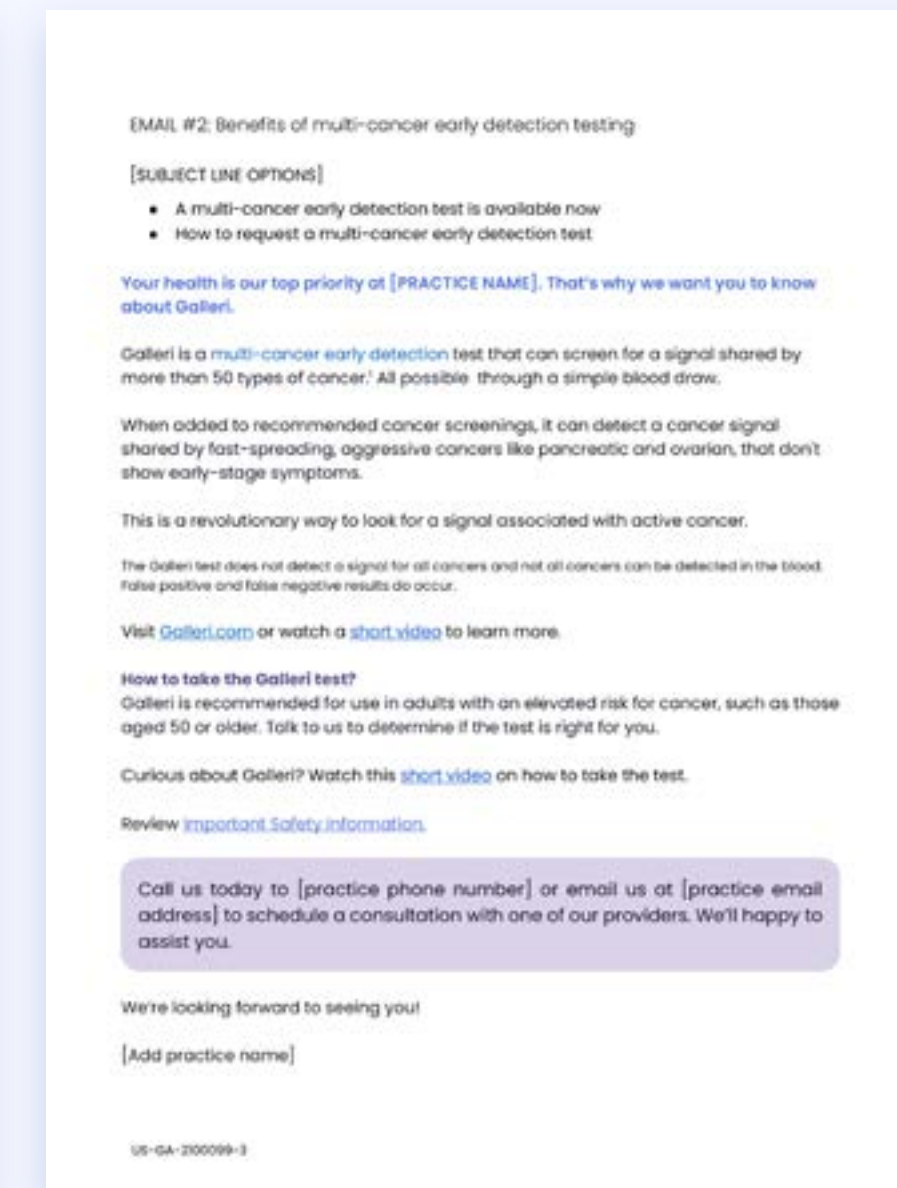
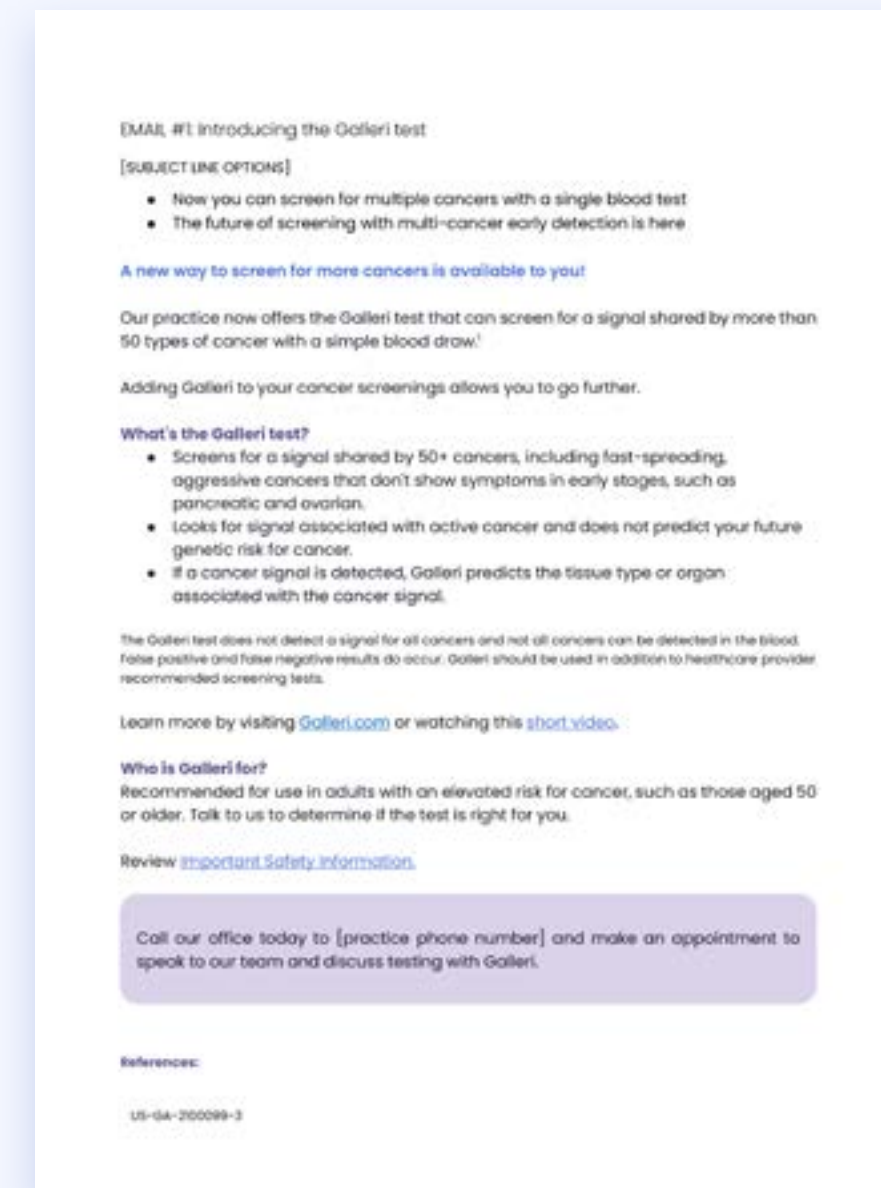
Using templates streamlines the email creation process, ensures consistency and allow clinics to easily replicate and customize content to fit your practice needs and drive patient awareness.

Materials included in this section

- Galleri Patient Journey (3 emails)
 - Intro to the Galleri test
 - Benefits of the test
 - MCED testing with a simple blood draw
- On-site blood draw event invite (1 email)

HOW TO ACCESS:

Review and download this material by [clicking this link](#).



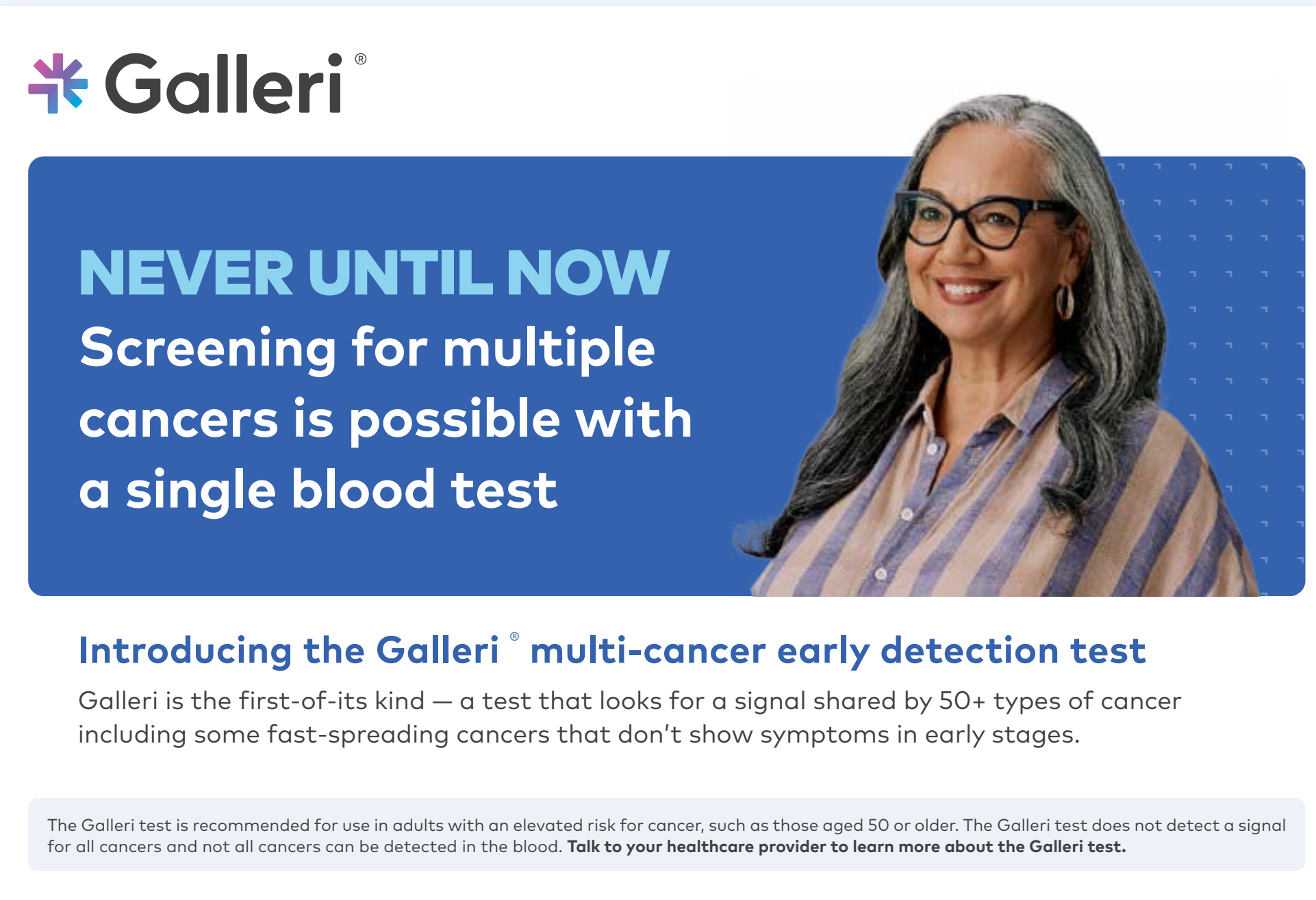
Postcard

The Galleri test is a powerful tool for cancer screening that is now available at your clinic. You can use this postcard to inform your patients about the availability of Galleri and encourage them to take advantage of this innovative technology.

HOW TO ACCESS:

Review and download this material by [clicking this link](#).

Reach out to your GRAIL Galleri Consultant if you are interested in using a postcard to drive awareness.



The postcard graphic features the Galleri logo at the top left. Below it is a blue rectangular area with white text that reads: "NEVER UNTIL NOW Screening for multiple cancers is possible with a single blood test". To the right of this text is a photograph of a smiling woman with long grey hair and glasses, wearing a striped shirt. Below the blue area, the text reads: "Introducing the Galleri® multi-cancer early detection test". Underneath that, it says: "Galleri is the first-of-its kind — a test that looks for a signal shared by 50+ types of cancer including some fast-spreading cancers that don't show symptoms in early stages." At the bottom, in a light grey box, is a disclaimer: "The Galleri test is recommended for use in adults with an elevated risk for cancer, such as those aged 50 or older. The Galleri test does not detect a signal for all cancers and not all cancers can be detected in the blood. Talk to your healthcare provider to learn more about the Galleri test."

Patient stories

Forging emotional connections

These stories illustrate the effectiveness of the Galleri test in screening for cancer. They highlight a patient-centered approach that fosters engagement and conveys the emotional impact on patients.

HOW TO ACCESS:

Watch and download this material by [clicking this link](#).



Point of care education

In-office materials for patients

Encourage patient engagement in your clinic. Providing these informative materials will prompt them to ask your medical staff about the Galleri test.

Materials included in this section

- [Questionnaire](#)
- [Trifold](#)
- [In-depth Galleri overview tool](#)
- [Posters](#)
- [Educational videos:](#)
 - What is Galleri
 - How to take the Galleri test in a clinic
 - How does the Galleri test works
 - QR codes sheet



Patient questionnaire

Use this piece to identify patients with cancer risk factors and if they are interested in learning more about the Galleri test at their visit after they check in for their appointment.

This piece can be combined with the QR code video sheet while patients wait for their appointment with the goal to save time and drive education during their visit.

A digital version is available which can be customized for your practice.

HOW TO ACCESS:

Review and download this material by [clicking this link](#).

Reach out to your GRAIL Galleri Consultant to request printed copies for your clinic.



Trifold

Dive into this inviting patient friendly trifold, designed for Galleri's target age group.

This piece includes rich visuals about relevant cancer screenings, messages about what the Galleri test is, and who the test is for, clear steps on how to take the test, how the test works, and understanding results.

A digital version is available in seven different languages: **English, Chinese, Korean, Spanish, Russian, Tagalog, and Vietnamese.**

HOW TO ACCESS:

Review and download this material by [clicking this link](#).

Reach out to your GRAIL Galleri consultant to request printed copies for your clinic.



In-depth Galleri overview tool

Enhance patient education at your clinic with our interactive tool.

This tool offers healthcare providers talking points to assist them in guiding the discussion and answering questions from patients.

Additionally, it includes informative visuals about relevant cancer screenings, messages about what the Galleri test is, who it is intended for, clear instructions on how to take the test, and how to interpret the test results.

HOW TO ACCESS:

Review and download this content in presentation format by [clicking this link](#).

Reach out to your GRAIL Galleri Consultant to request printed copies for your clinic.



Posters

Increase awareness and encourage patients to request the Galleri test by displaying these posters in prominent areas within patient waiting and exam rooms.

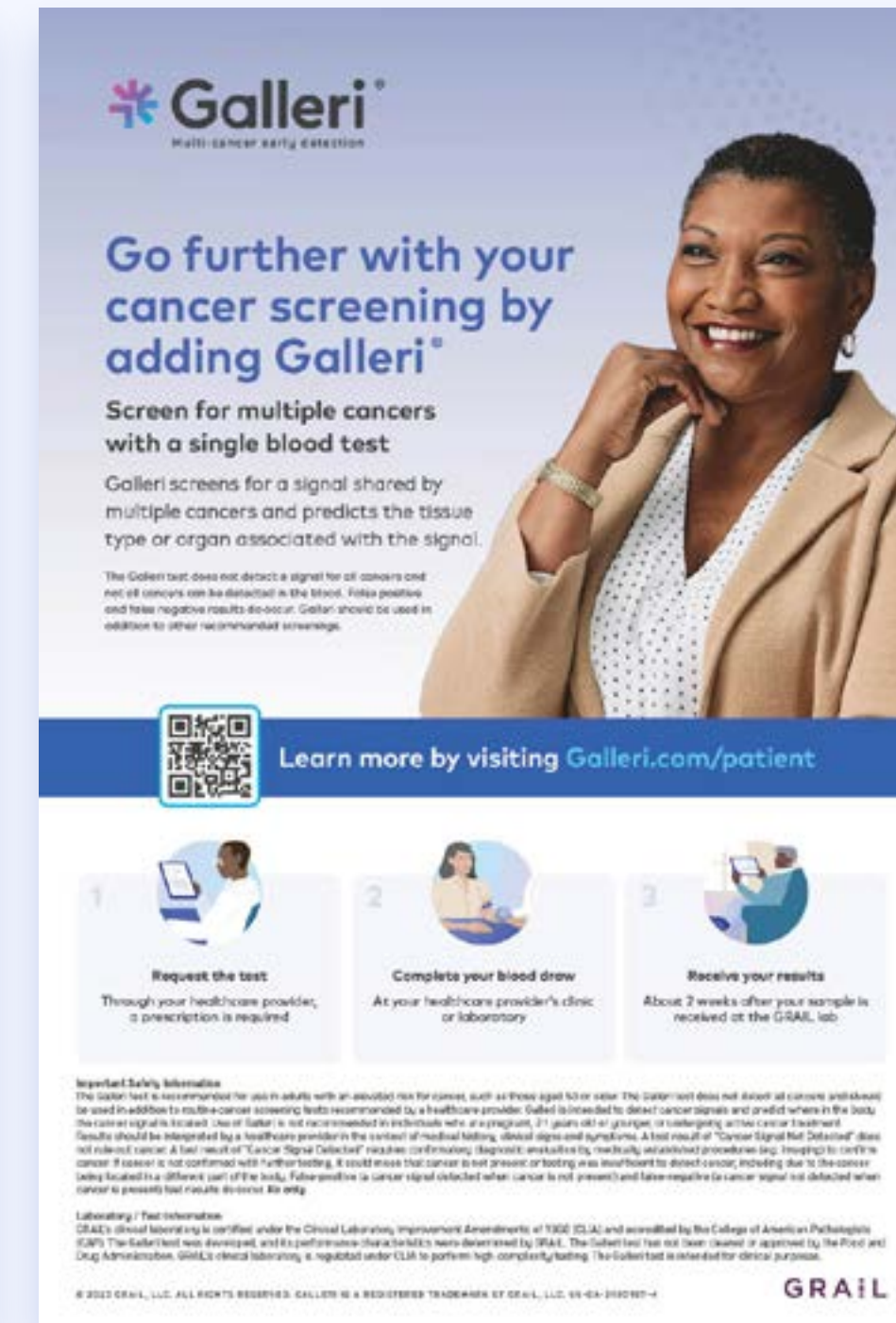
These posters are designed to inspire curiosity and provide information about the benefits of the Galleri test. This is a valuable resource for patients seeking to go further with cancer screening.

A digital version is available for TV screens and/or computer monitors.

HOW TO ACCESS:

Review and download these posters by [clicking here](#).

Reach out to your GRAIL Galleri Consultant to request printed copies for your clinic.



Educational videos

Educating your patients is key

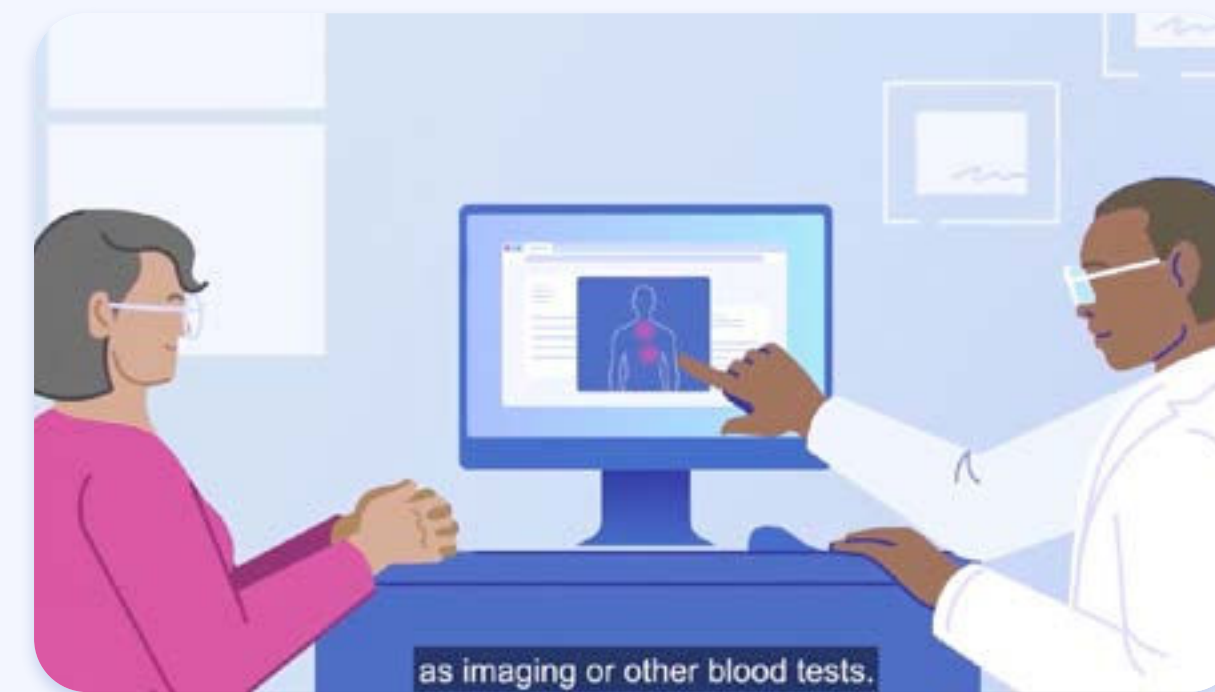
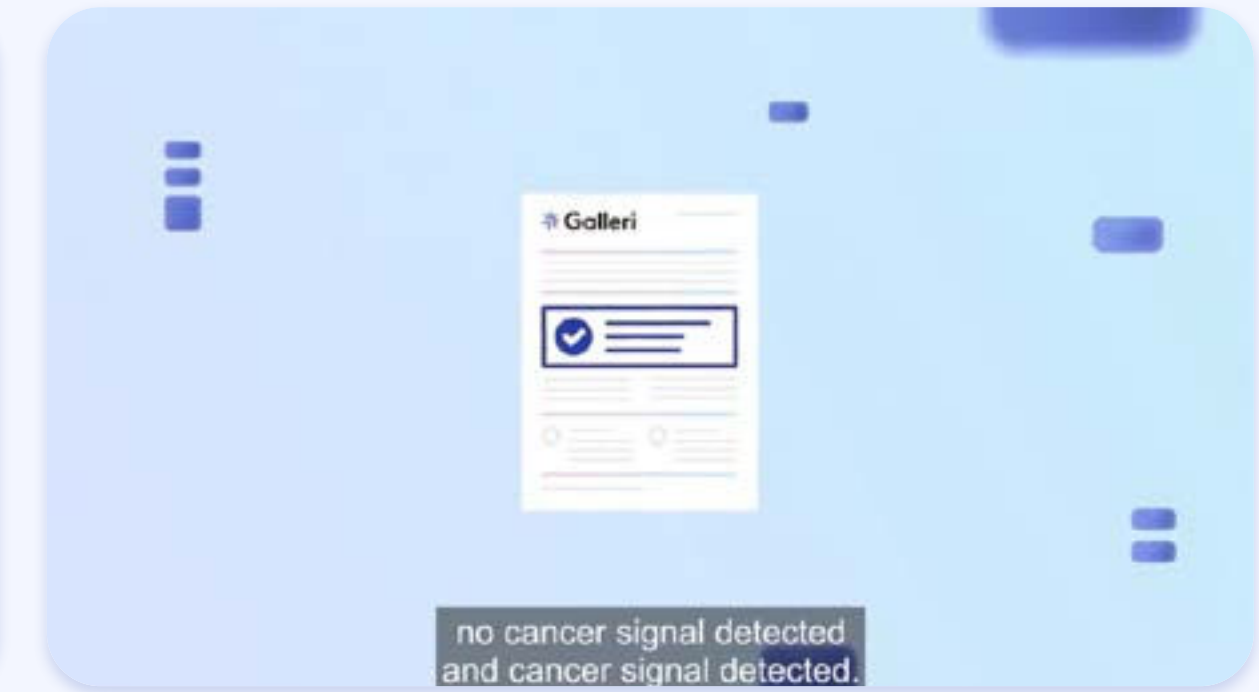
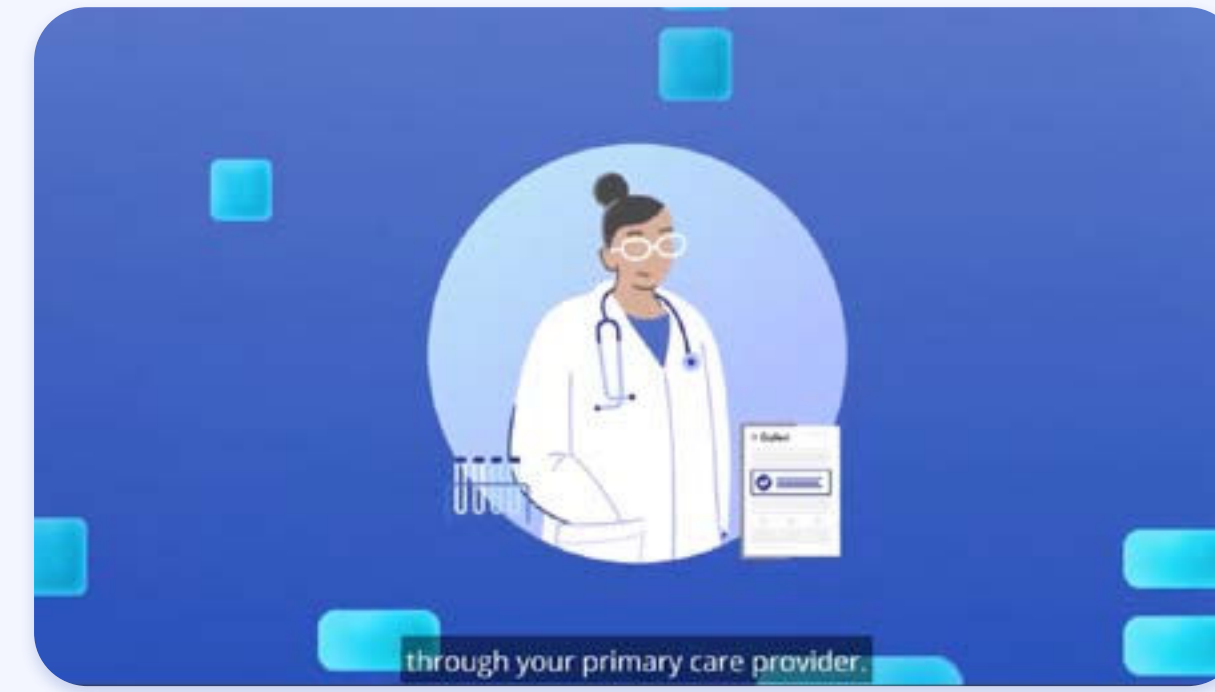
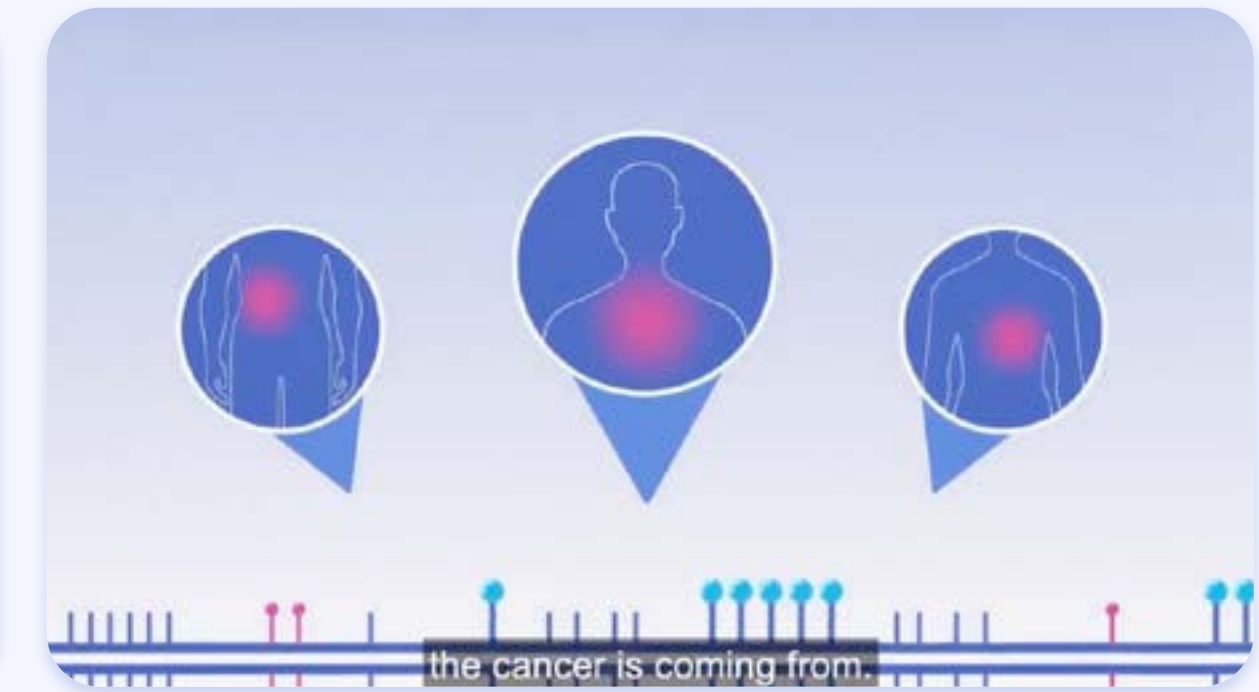
Using visual aids to educate patients simplifies complex medical concepts and enhances understanding of the Galleri multi-cancer early detection test.

Videos and materials included in this section

- What is Galleri
- How to take the Galleri test in a clinic
- How does the Galleri test work
- "No Cancer Signal Detected" result
- "Cancer Signal Detect" result

HOW TO ACCESS:

Watch and download these videos and materials by [clicking this link](#).




QR codes are available for easy patient access to videos from smartphones.

Understanding your results

Having well-crafted and easy-to-understand educational materials guides your patients to comprehend the results of the Galleri test and the next steps.

Materials included in this section

- [Test Results Report samples](#)
 - "Cancer Signal Detected"
 - "No Cancer Signal Detected"
- [Understanding results videos](#)
 - "Cancer Signal Detected" result
 - "No Cancer Signal Detected" result



Test result report samples

Learning about test results and the next steps can be overwhelming for patients.

Use these two pieces to familiarize patients with the Test Results Report and how the results are communicated in the case of a "Cancer Signal Detected" or a "No Cancer Signal Detected" result.

HOW TO ACCESS:

Review and download these report samples by [clicking this link](#).

No Cancer Signal Detected

Firstname Last
GRAIL ID: ID1234567890

Multi-cancer early detection test report

Patient	Sample	Ordering Provider
Name: Firstname Lastname	GRAIL ID: ID123456789	Name: Firstname Lastname, MD
Patient ID: PathPar1234567890	Sample Type: Whole Blood	Location: Academic Hospital - Clinic 1
DOB: 01-JAN-1965	Report Date: 15-OCT-2023 / 18:13 PT	Address: 123 Maple St. Unit 321 Rainbow Town, CA 94000
Bio Sex: Female	Collection Date: 05-OCT-2023	Phone: (123) 456-7890 Fax: (987) 654-3210

Your Result

No Cancer Signal Detected

The Galleri® test did not detect DNA methylation patterns that are associated with cancer in your blood sample. In a clinical study^a, on average, fewer than 2 out of 100 people with a "No Cancer Signal Detected" result received a cancer diagnosis (Negative Predictive Value or NPV was 98.5%).

✔ What this result means

The Galleri test looked for a cancer signal in your blood sample and did not find one. Continue with routine cancer screening tests your healthcare provider recommends.

✘ What this result does not mean

Although the Galleri test did not find a cancer signal in your blood, this does not completely rule out the possibility of cancer. The Galleri test does not detect all cancers and not all cancers can be detected in the blood.

This result does not predict whether you will develop cancer in the future.

🗨️ Talk to your healthcare provider about the following topics

🕒 Continue routine cancer screenings

Discuss which screening tests are right for you. Screening is recommended for colon/rectum, breast, cervix, lung (for those at risk), and prostate cancers.

🔄 Repeat testing with Galleri

Adding Galleri to annual wellness visits can improve the chances of finding cancer early when it is more treatable. Talk to your healthcare provider about whether annual testing with Galleri is appropriate for you.

^a PATHFINDER (NCT04017962)¹ was a prospective, interventional return of results study (n = 6,882) to assess the implementation of an early version of the Galleri test in a clinical setting. Participants were 50 years with and without additional cancer risk. A pre-specified reanalysis of blood samples (n = 6,878) was completed with the Galleri test.

Laboratory Director: John Abram, MD | CLIA #02G2154430 | CAP #1945653
1825 O'Brien Dr., Menlo Park, CA 94025 | 833-MY-GALLERI (833-694-2553) | FAX 650-999-9000 | customerservice@gall.com
© 2021-2023 DRAL, LLC All Rights Reserved. Galleri® is a trademark of DRAL, LLC | CLAB-DEV-0018 | V12.0

1 of 7

Cancer Signal Detected

Firstname Last
GRAIL ID: ID1234567890

Multi-cancer early detection test report

Patient	Sample	Ordering Provider
Name: Firstname Lastname	GRAIL ID: ID123456789	Name: Firstname Lastname, MD
Patient ID: PathPar1234567890	Sample Type: Whole Blood	Location: Academic Hospital - Clinic 1
DOB: 01-JAN-1965	Report Date: 15-OCT-2023 / 18:13 PT	Address: 123 Maple St. Unit 321 Rainbow Town, CA 94000
Bio Sex: Female	Collection Date: 05-OCT-2023	Phone: (123) 456-7890 Fax: (987) 654-3210

Your Result

Cancer Signal Detected

The Galleri® test detected DNA methylation patterns that are often associated with cancer in your blood sample. In a clinical study^a, on average, 4 out of 10 people with a "Cancer Signal Detected" result received a cancer diagnosis (Positive Predictive Value or PPV was 43%).

✔ What this result means

The Galleri test looked for a signal often associated with cancer in your blood sample and found one. A healthcare provider should conduct an evaluation for cancer.

✘ What this result does not mean

A "Cancer Signal Detected" result is NOT a diagnosis of cancer. Diagnostic testing by a healthcare provider is needed to confirm if you have cancer.

PREDICTION

Your Predicted Cancer Signal Origin

Cancer Signal Origin^b

FIRST CSO PREDICTION

Pancreas,
Gallbladder

Pancreas, Gallbladder

Pancreas, Extrahepatic Bile Duct, Gallbladder.

To guide diagnostic evaluation, Galleri provides your Cancer Signal Origin (CSO) prediction. The CSO prediction offers information about the tissue type or organ associated with the Cancer Signal.

The size of the bar under the CSO represents the match of the DNA methylation pattern to cancers of that tissue or organ. A longer bar reflects a better match. Diagnostic evaluation should be prioritized in the context of the clinical presentation.

The size of the bar does NOT represent the probability of having cancer. Two CSO predictions rarely indicate the presence of multiple primary cancers.

^a PATHFINDER (NCT04017962)¹ was a prospective, interventional return of results study (n = 6,882) to assess the implementation of an early version of the Galleri test in a clinical setting. Participants were 50 years with and without additional cancer risk. A pre-specified reanalysis of blood samples (n = 6,878) was completed with the Galleri test.

^b The signal origin predictions are organized into 21 Cancer Signal Origins, which are listed in the methods section. For more information, please visit [galleri.com/test-report](#)

Laboratory Director: John Abram, MD | CLIA #02G2154430 | CAP #1945653
1825 O'Brien Dr., Menlo Park, CA 94025 | 833-MY-GALLERI (833-694-2553) | FAX 650-999-9000 | customerservice@gall.com
© 2021-2023 DRAL, LLC All Rights Reserved. Galleri® is a trademark of DRAL, LLC | CLAB-DEV-0018 | V12.0

1 of 7

Understanding your results videos

These videos can help educate patients about the possible Galleri test results, how to interpret results and next steps following each result

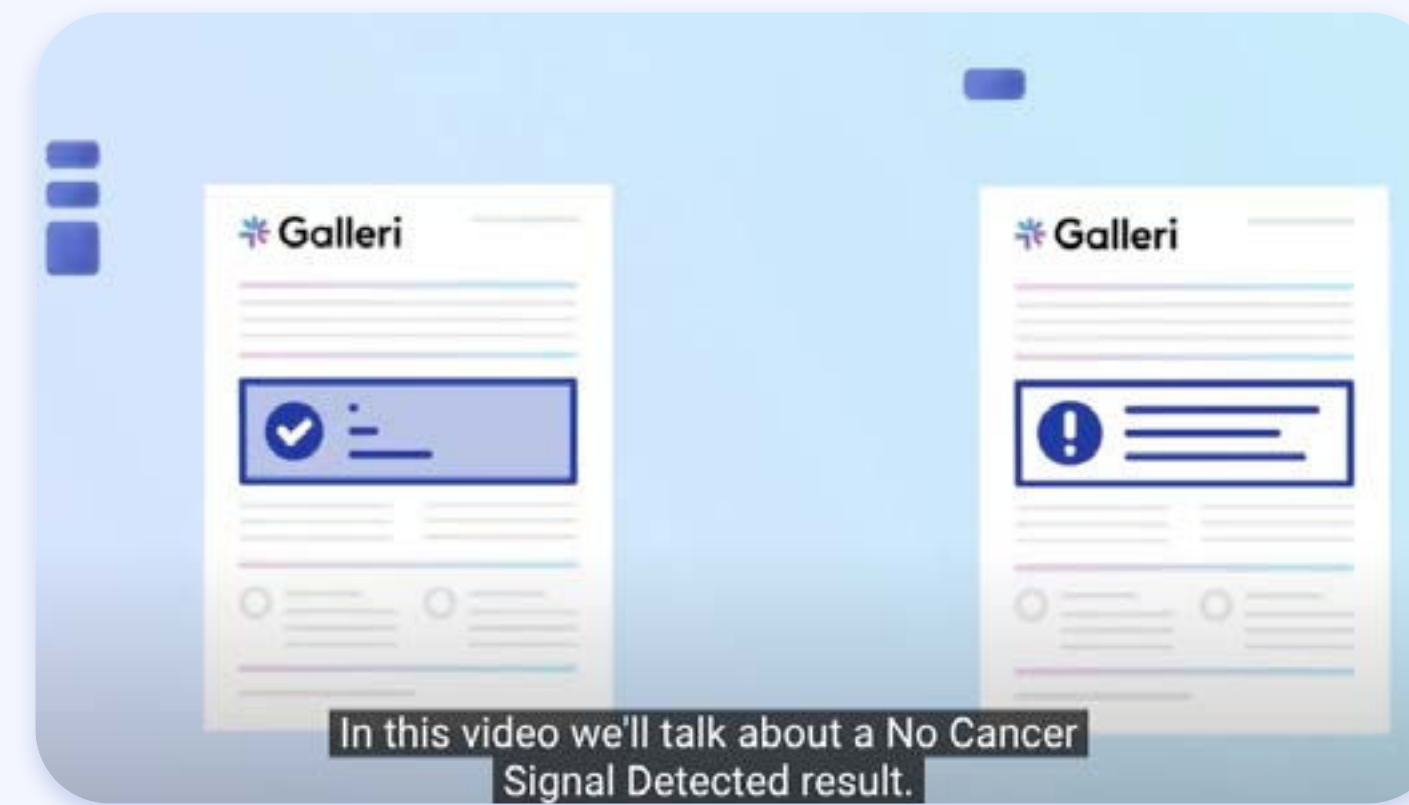
Videos included

- "Cancer Signal Detect" result
- "No Cancer Signal Detected" result

HOW TO ACCESS:

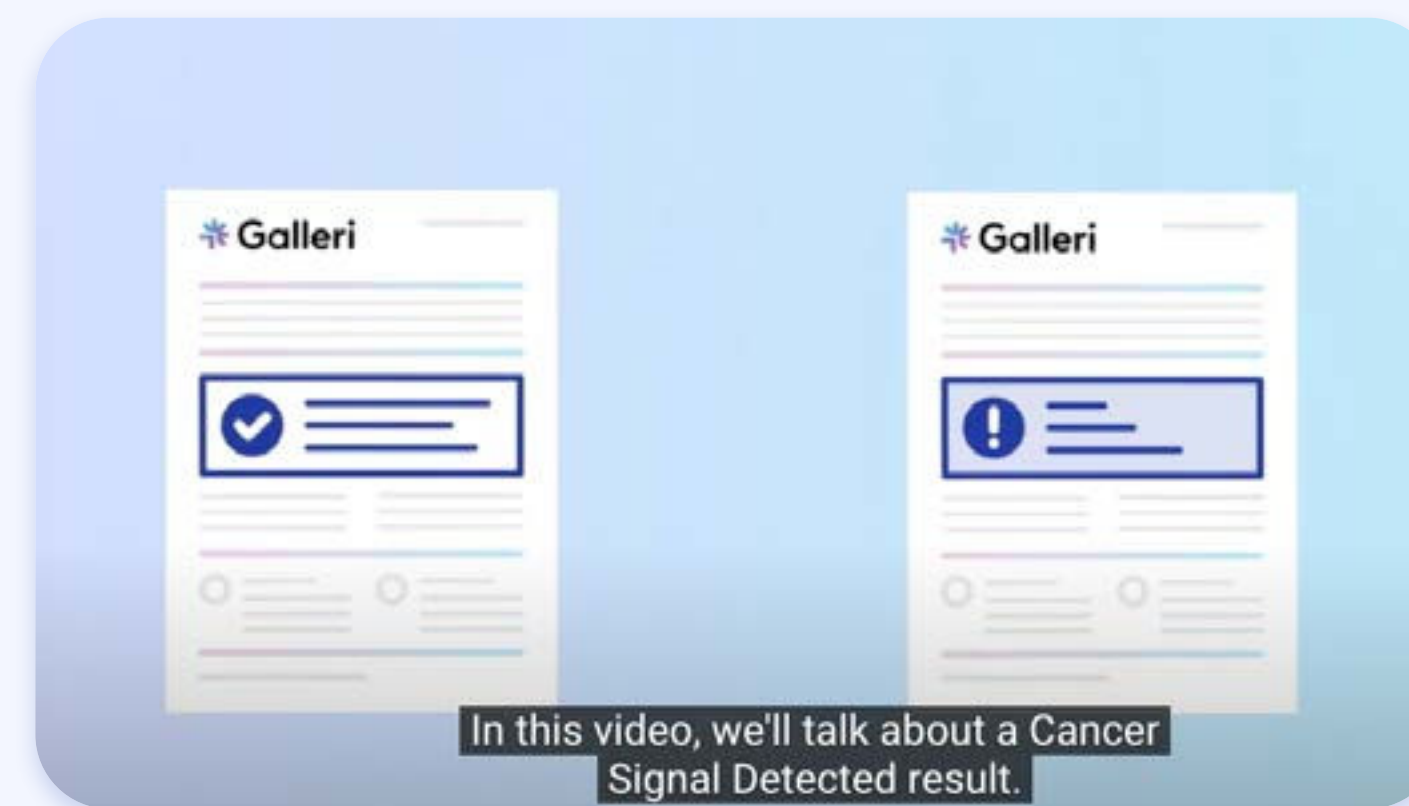
Watch and download these videos by [clicking this link](#).

No Cancer Signal Detected



QR codes are available for easy patient access to videos from smartphones.

Cancer Signal Detected



QR codes are available for easy patient access to videos from smartphones.

Annual screening

Raise awareness about cancer screenings and emphasize the importance of adding Galleri annually to your patients cancer screening plan.

Materials included in this section

- [Annual screening email template](#)
- [Annual screening patient video](#)



Annual screening email template

This email template is designed to help clinics send a pre-written email message to patients about adding Galleri as a recurrent annual screening tool.

The template is structured with a subject line, body content, images, calls-to-action, and other essential elements.

Using this template can simplify the email creation process for clinics and ensure consistency. It enables effective outreach to patients who are due for repeat annual testing with Galleri.

HOW TO ACCESS:

Review and download this email template by [clicking this link](#).

EMAIL Annual Screening with Galleri

[SUBJECT LINE OPTIONS]

Option 1: Your Annual Cancer Screening With Galleri Is Now Available

Option 2: Contact Us to Schedule your Annual Cancer Screening with Galleri

[Copy]

Dear [Patient First name, Last Name],

Our records show that your last Galleri[®] multi-cancer early detection test was taken on [insert date MM-DD-YYYY]. Your health is our top priority at [PRACTICE NAME], and we would like you to consider screening with Galleri again.

The Galleri test screens for a signal shared by multiple cancers, including fast-spreading cancers, which often don't show symptoms in early stages.¹

Modeled data suggests that adding annual testing with Galleri to your cancer screening plan may reduce late stage diagnosis for aggressive cancers by 42%.² In addition, GRAIL collaborated on a study with the American Cancer Society* that showed Galleri was able to detect a cancer signal almost a year, on average, prior to clinical diagnosis.³

Call us today [insert practice phone number] or email us [insert practice email address] to schedule an appointment for your next cancer screening with Galleri. We'll be happy to assist you.

We're looking forward to seeing you!

[Add practice name]

[Add practice contact phone]

[Add practice contact email]

Review **Important Safety Information** below or by visiting: [Galleri.com/safety-information](https://www.galleri.com/safety-information)

The Galleri test does not detect a signal for all cancers and not all cancers can be detected in the blood. False positive and false negative results do occur. Galleri should be used in addition to healthcare provider recommended screening tests.

If you think you received this communication by mistake or wish to unsubscribe from these reminders, please call [insert office number] or email us at [insert office email].

Annual screening patient video

After receiving a “No Cancer Signal Detected” result, Jennifer shares her story and her plans to continue with recommended cancer screenings while adding Galleri annually to her cancer screening plan.

HOW TO ACCESS:

Watch and download this video by [clicking this link.](#)



Social media toolkits

Explore a curated collection of engaging content and plan a year-round schedule for all your communication channels with these social media toolkits:

1. Seasonal social media content

- Q1: January, February, March
- Q2: April, May, June
- Q3: July, August, September
- Q4: October, November, December

2. Galleri social media content

3. Patient stories social media content

HOW TO ACCESS:

Review and download this content by [clicking this link](#).

If you are interested in co-branded social posts visit [the Practice Toolkit Portal](#) and create an account to get started.





Important Safety Information:

The Galleri test is recommended for use in adults with an elevated risk for cancer, such as those aged 50 or older. The Galleri test does not detect all cancers and should be used in addition to routine cancer screening tests recommended by a healthcare provider. Galleri is intended to detect cancer signals and predict where in the body the cancer signal is located. Use of Galleri is not recommended in individuals who are pregnant, 21 years old or younger, or undergoing active cancer treatment. Results should be interpreted by a healthcare provider in the context of medical history, clinical signs and symptoms. A test result of “No Cancer Signal Detected” does not rule out cancer. A test result of “Cancer Signal Detected” requires confirmatory diagnostic evaluation by medically established procedures (e.g. imaging) to confirm cancer. If cancer is not confirmed with further testing, it could mean that cancer is not present or testing was insufficient to detect cancer, including due to the cancer being located in a different part of the body. False-positive (a cancer signal detected when cancer is not present) and false-negative (a cancer signal not detected when cancer is present) test results do occur. **Rx only.**

Laboratory / Test Information:

The Galleri test has been developed and its performance characteristics determined by the CLIA certified and CAP accredited GRAIL clinical laboratory performing the test. The Galleri test has not been cleared or approved by the Food and Drug Administration (FDA).